

Owner's Manual

Portable Wireless Magnetic Charging Power Bank - 4,000 mAh

Model: UPB-04K0-1CM

Este manual está disponible en español en la página de Tripp Lite:
tripplite.com

Ce manuel est disponible en français sur le site Web de Tripp Lite :
tripplite.com

WARRANTY REGISTRATION

Register your product today and be
automatically entered to win an ISOBAR®
surge protector in our monthly drawing!

tripplite.com/warranty



1111 W. 35th Street, Chicago, IL 60609 USA • tripplite.com/support

Copyright © 2022 Tripp Lite. All rights reserved.

Product Features

- Wirelessly charges magnetic charging-compatible mobile devices (up to 18W) when plugged into a power source or as a 4,000 mAh portable battery pack
- Magnetic charging pad is universally compatible with all wireless charging-compatible smartphones and devices, and can magnetically attach to Mag-Safe compatible devices
- PD Charging USB-C port allows the power bank's battery to be charged while simultaneously charging a smartphone placed on the magnetic charging pad
- USB-C port supports an input of 5V/3A or 9V/1.67A and output of 5V/3A and 9V/2A
- Supports overcharge, over-discharge, over-voltage, over-current and short-circuit protections
- Power bank battery powers off when the connected device reaches full charge
- Four LEDs display the status of the power bank's charge (see **Power Bank Charging Instructions** for details)
- Foldable kickstand allows for magnetic charging-enabled smartphones to be displayed vertically or horizontally while charging
- Thin profile design fits easily inside a small bag, purse, or pocket

Package Includes

- UPB-04K0-1CM
- USB 2.0 Type-A to Type-C Charging Cable – 3 ft. (0.9 m)
- Owner's Manual

Optional Accessories

- U040-C03-C USB 2.0 Type-C to Type-C Cable, 3A, USB-IF Certified, 3 ft. (0.9 m)

Important Safety Instructions

- Do not connect the power bank to power adapters that exceed 9V/2A
- Do not place the power bank near heat sources or open flames
- Do not place metal objects on top of a phone that is currently charging on the magnetic charging pad
- Avoid using the power bank in temperatures which exceed the maximum recommended operating temperature of 104°F (40°C) (see **Specifications** for details)
- Do not place the power bank near water sources or attempt to operate it after being exposed to water
- Do not expose the power bank to corrosive cleaning substances
- Do not attempt to use the power bank if the charging cable is damaged or with a damaged power adapter

Power Bank Charging

Notes:

- Before charging any devices, first charge the wireless power bank to 100% capacity
- When charging the power bank, the LEDs will illuminate to indicate the following battery capacity levels:

LED Status	Power Bank Battery Capacity
●●●●	75% to 100%
●●●○	50% to 75%
●●○○	25% to 50%
●○○○	5% to 25%
⦿○○○	1% to 5%
○○○○	0%

● = LED Illuminated

○ = LED Off

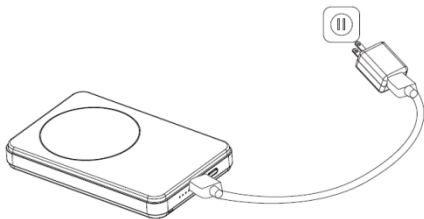
⦿ = LED Flashing

1. Using the included USB 2.0 Type-C to Type-A cable, connect the USB-C port on the power bank to an appropriate USB-A port on your computer or USB wall charger.
2. The power bank will begin charging with the LEDs operating per the above notes and table.

USB Device Charging

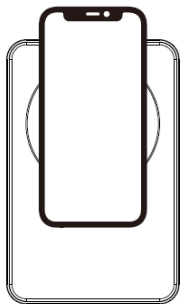
Notes:

- *The Smart LED (the first LED on the power bank) will change from blue to green and blink repeatedly to indicate a device placed on the charging pad is actively being charged.*
 - *Only one charging output may be used at once. If you are using one charging output and wish to switch to the other, you must disconnect your device and wait 60 seconds before attempting to use the other output.*
1. Using the included USB Type-C to Type-A cable, connect the USB-C connector to the USB-C port of the power bank and the USB-A connector to the USB-A port of a compatible power adapter (sold separately).

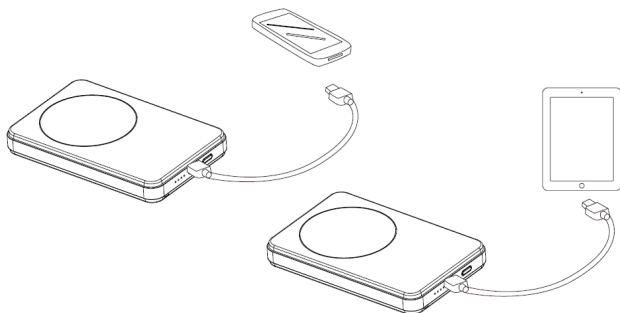


USB Device Charging

2. Place a wireless charging-compatible device on the wireless magnetic charging pad.



Optional: Remove the device from the charging pad, wait 60 seconds, then connect a charging cable compatible with the power bank and your device to the power bank's USB-C port.



Specifications

Input	USB Type-C (5V/3A or 9V/1.67A)
Output 1	Type-C PD 5V/3A, 9V/2A (including PD Charging)
Output 2	Wireless Magnetic Charging Pad (5W/7.5W/10W)
Unit Dimensions [L x W x H]	4.21 x 2.74 x 0.6 in. (107 x 69.7 x 15.25 mm)
Unit Weight	0.3175 lb. (144 g)
Operating Temperature Range	32°F to 104°F (0°C to 40°C)
Storage Temperature Range	23°F to 113°F (-5°C to 45°C)
Operating Humidity Range	20% to 90% RH
Storage Humidity Range	45% to 85% RH

Warranty and Product Registration

1-YEAR LIMITED WARRANTY

Tripp Lite warrants its products to be free from defects in materials and workmanship for a period of one (1) year from the date of initial purchase. Tripp Lite's obligation under this warranty is limited to repairing or replacing (at its sole option) any such defective products. To obtain service under this warranty, you must obtain a Returned Material Authorization (RMA) number from Tripp Lite or an authorized Tripp Lite service center. Products must be returned to Tripp Lite or an authorized Tripp Lite service center with transportation charges prepaid and must be accompanied by a brief description of the problem encountered and proof of date and place of purchase. This warranty does not apply to equipment, which has been damaged by accident, negligence or misapplication or has been altered or modified in any way.

EXCEPT AS PROVIDED HEREIN, TRIPP LITE MAKES NO WARRANTIES, EXPRESS OR IMPLIED, INCLUDING WARRANTIES OF MERCHANTABILITY AND FITNESS FOR A PARTICULAR PURPOSE.

Some states do not permit limitation or exclusion of implied warranties; therefore, the aforesaid limitation(s) or exclusion(s) may not apply to the purchaser.

EXCEPT AS PROVIDED ABOVE, IN NO EVENT WILL TRIPP LITE BE LIABLE FOR DIRECT, INDIRECT, SPECIAL, INCIDENTAL OR CONSEQUENTIAL DAMAGES ARISING OUT OF THE USE OF THIS PRODUCT, EVEN IF ADVISED OF THE POSSIBILITY OF SUCH DAMAGE. Specifically, Tripp Lite is not liable for any costs, such as lost profits or revenue, loss of equipment, loss of use of equipment, loss of software, loss of data, costs of substitutes, claims by third parties, or otherwise.

PRODUCT REGISTRATION

Visit triplite.com/warranty today to register your new Tripp Lite product. You'll be automatically entered into a drawing for a chance to win a FREE Tripp Lite product!*

* No purchase necessary. Void where prohibited. Some restrictions apply. See website for details.

Warranty and Product Registration

Use of this equipment in life support applications where failure of this equipment can reasonably be expected to cause the failure of the life support equipment or to significantly affect its safety or effectiveness is not recommended.

Tripp Lite has a policy of continuous improvement. Specifications are subject to change without notice. Photos and illustrations may differ slightly from actual products.



1111 W. 35th Street, Chicago, IL 60609 USA • tripplite.com/support